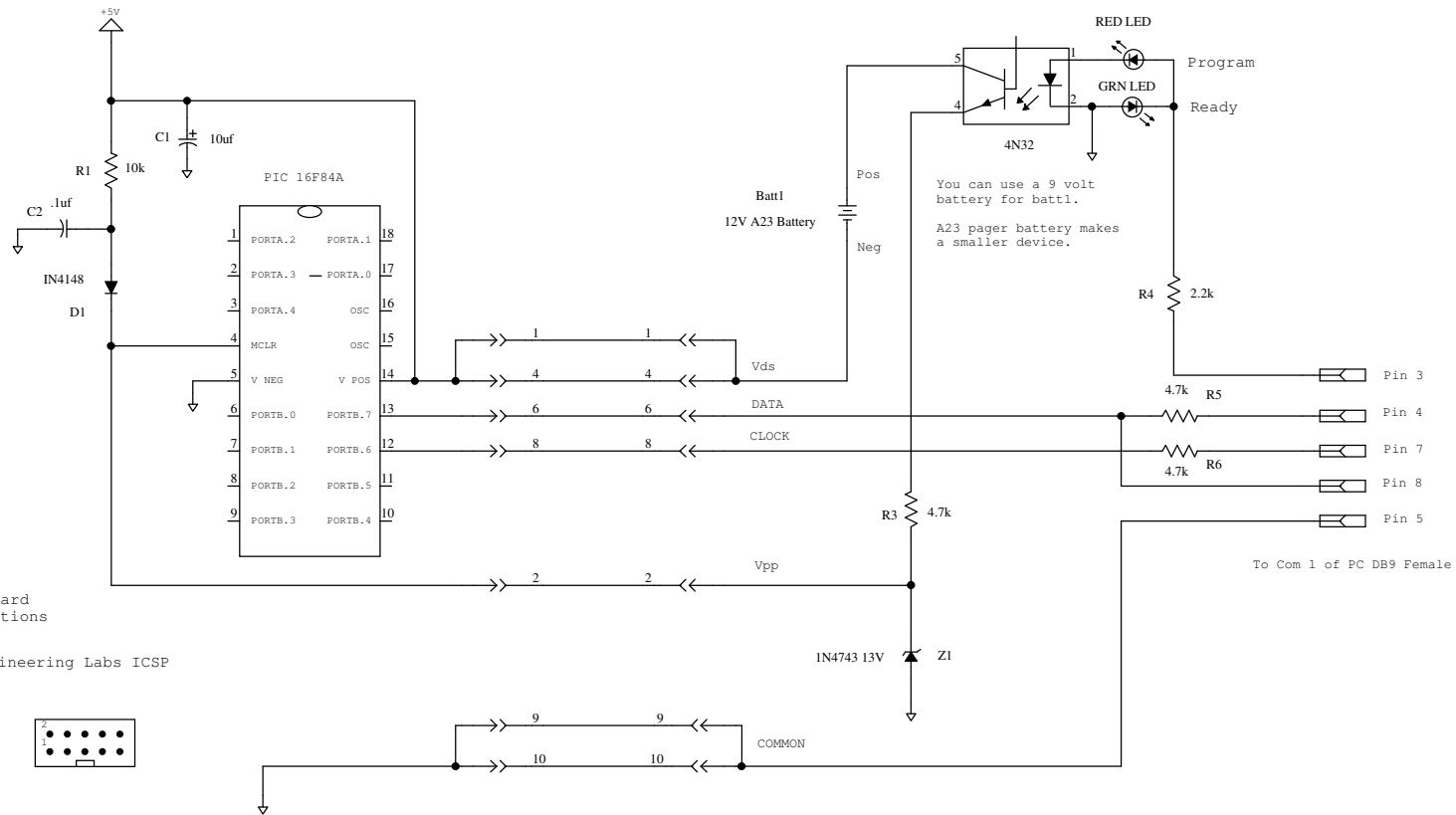


User PIC PC board

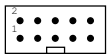
Programmer Board



Proto Board Configurations

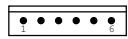
MicroEngineering Labs ICSP

- 1 +5V
- 2 Vpp
- 4 +5V
- 6 DATA
- 8 CLK
- 9 COM
- 10 COM



DH Micro, Olimex ICSP

- 1 Vpp
- 2 5v
- 3 COM
- 4 DATA
- 5 CLK
- 6 N.C.



6 pin Molex

10 pin ribbon cable header on programmer and User PIC board.
Connect from programmer to User PIC board with short ribbon cable.

The pin out configuration works with MicroEngineering Labs proto boards.
Change pin configuration as needed for your application (see left).

Other flash PICs can be used. Just connect
+5V, Vpp, Clock, Data and Common to the proper pins.

Opto- Pic- Prog
In-Circuit Programmer for the PIC
Use IC-PROG for programming
Design by Bill Sherman Update Oct. 28, 2004